

Cover - straight length - 3m long

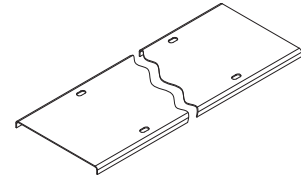
Finish: pre galvanised = **PG**, post galvanised = **HDG**, stainless steel grade 316 = **SS**

Standard closed covers = **CC**, ventilated cover = **CV**

Includes 6 fixing clamps and fasteners

Width	Light duty	Medium duty	Heavy duty
50	CTSL12 CV /050 PG	CTSL25 CC /050 PG	N/A
75	CTSL12 CV /075 PG	CTSL25 CC /075 PG	CTSL50 CC /075 PG
100	CTSL12 CV /100 PG	CTSL25 CC /100 PG	CTSL50 CC /100 PG
150	CTSL12 CV /150 PG	CTSL25 CC /150 PG	CTSL50 CC /150 PG
225	CTSL12 CV /225 PG	CTSL25 CC /225 PG	CTSL50 CC /225 PG
300	CTSL18 CV /300 PG	CTSL25 CC /300 PG	CTSL50 CC /300 PG
450	N/A	CTSL25 CC /450 PG	CTSL50 CC /450 PG
600	N/A	CTSL25 CC /600 PG	CTSL50 CC /600 PG
750	N/A	N/A	CTSL50 CC /750 PG
900	N/A	N/A	CTSL50 CC /900 PG

*NB. Closed cover not available for 12mm and 18mm deep cable tray.

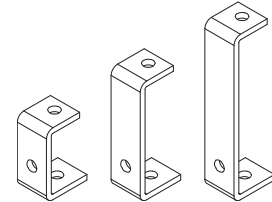


Extra cover clips

Finish: pre galvanised = **PG**, post galvanised = **HDG**, stainless steel grade 316 = **SS**

Standard closed covers = **CC**, ventilated cover = **CV**

Duty	Standard	Ventilated
Light	N/A	CTC CV 18 HDG
Medium	CTC CC 25 HDG	CTC CV 25 HDG
Heavy	CTC CC 50 HDG	CTC CV 50 HDG



Cover - 90° flat bends

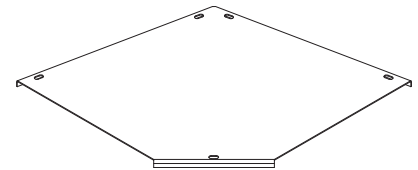
Finish: pre galvanised = **PG**, post galvanised = **HDG**, stainless steel grade 316 = **SS**

Standard closed covers = **CC**, ventilated cover = **CV**

Includes 5 fixing clamps and fasteners

Width	Light duty	Medium duty	Heavy duty
50	CTFB12 CV /050 PG 90	CTFB25 CC /050 PG 90	N/A
75	CTFB12 CV /075 PG 90	CTFB25 CC /075 PG 90	CTFB50 CC /075 PG 90
100	CTFB12 CV /100 PG 90	CTFB25 CC /100 PG 90	CTFB50 CC /100 PG 90
150	CTFB12 CV /150 PG 90	CTFB25 CC /150 PG 90	CTFB50 CC /150 PG 90
225	CTFB12 CV /225 PG 90	CTFB25 CC /225 PG 90	CTFB50 CC /225 PG 90
300	CTFB18 CV /300 PG 90	CTFB25 CC /300 PG 90	CTFB50 CC /300 PG 90
450	N/A	CTFB25 CC /450 PG 90	CTFB50 CC /450 PG 90
600	N/A	CTFB25 CC /600 PG 90	CTFB50 CC /600 PG 90
750	N/A	N/A	CTFB50 CC /750 PG 90
900	N/A	N/A	CTFB50 CC /900 PG 90

*NB. Closed cover not available for 12mm and 18mm deep cable tray.

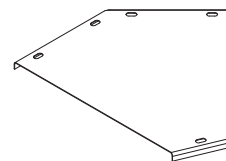


Cover - 45° flat bends

Finish: pre galvanised = PG, post galvanised = HDG, stainless steel grade 316 = SS

Standard closed covers = CC, ventilated cover = CV

Includes 5 fixing clamps and fasteners



Width	Light duty	Medium duty	Heavy duty
50	CTFB12CV/050PG45	CTFB25CC/050PG45	N/A
75	CTFB12CV/075PG45	CTFB25CC/075PG45	CTFB50CC/075PG45
100	CTFB12CV/100PG45	CTFB25CC/100PG45	CTFB50CC/100PG45
150	CTFB12CV/150PG45	CTFB25CC/150PG45	CTFB50CC/150PG45
225	CTFB12CV/225PG45	CTFB25CC/225PG45	CTFB50CC/225PG45
300	CTFB18CV/300PG45	CTFB25CC/300PG45	CTFB50CC/300PG45
450	N/A	CTFB25CC/450PG45	CTFB50CC/450PG45
600	N/A	CTFB25CC/600PG45	CTFB50CC/600PG45
750	N/A	N/A	CTFB50CC/750PG45
900	N/A	N/A	CTFB50CC/900PG45

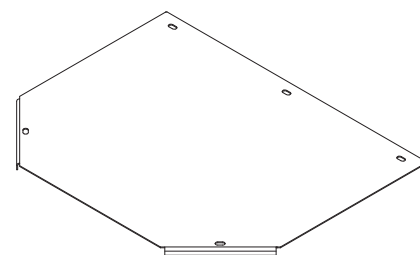
*NB. Closed cover not available for 12mm and 18mm deep cable tray.

Cover - equal tee

Finish: pre galvanised = PG, post galvanised = HDG, stainless steel grade 316 = SS

Standard closed covers = CC, ventilated cover = CV

Includes 5 fixing clamps and fasteners



Width	Light duty	Medium duty	Heavy duty
50	CTET12CV/050PG	CTET25CC/050PG	N/A
75	CTET12CV/075PG	CTET25CC/075PG	CTET50CC/075PG
100	CTET12CV/100PG	CTET25CC/100PG	CTET50CC/100PG
150	CTET12CV/150PG	CTET25CC/150PG	CTET50CC/150PG
225	CTET12CV/225PG	CTET25CC/225PG	CTET50CC/225PG
300	CTET18CV/300PG	CTET25CC/300PG	CTET50CC/300PG
450	N/A	CTET25CC/450PG	CTET50CC/450PG
600	N/A	CTET25CC/600PG	CTET50CC/600PG
750	N/A	N/A	CTET50CC/750PG
900	N/A	N/A	CTET50CC/900PG

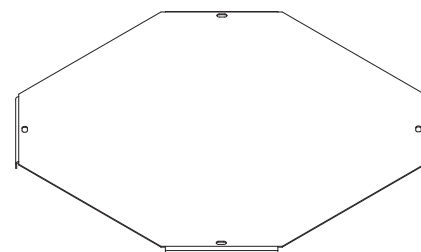
*NB. Closed cover not available for 12mm and 18mm deep cable tray.

Cover - crossover

Finish: pre galvanised = PG, post galvanised = HDG, stainless steel grade 316 = SS

Standard closed covers = CC, ventilated cover = CV

Includes 4 fixing clamps and fasteners



Width	Light duty	Medium duty	Heavy duty
50	CTCO12CV/050PG	CTCO25CC/050PG	N/A
75	CTCO12CV/075PG	CTCO25CC/075PG	CTCO50CC/075PG
100	CTCO12CV/100PG	CTCO25CC/100PG	CTCO50CC/100PG
150	CTCO12CV/150PG	CTCO25CC/150PG	CTCO50CC/150PG
225	CTCO12CV/225PG	CTCO25CC/225PG	CTCO50CC/225PG
300	CTCO18CV/300PG	CTCO25CC/300PG	CTCO50CC/300PG
450	N/A	CTCO25CC/450PG	CTCO50CC/450PG
600	N/A	CTCO25CC/600PG	CTCO50CC/600PG
750	N/A	N/A	CTCO50CC/750PG
900	N/A	N/A	CTCO50CC/900PG

*NB. Closed cover not available for 12mm and 18mm deep cable tray.

Cable tray systems

Cover - unequal tee (made to order)

Finish: pre galvanised = **PG**, post galvanised = **HDG**, stainless steel grade 316 = **SS**

Standard closed covers = **CC**, ventilated cover = **CV**

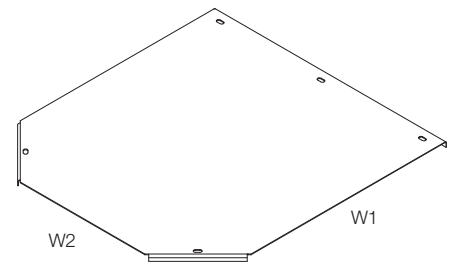
Includes 5 fixing clamps and fasteners

How to generate the part number - CTUT (cover type) (depth)/W1/W2(finish)

Example - CTUT **CC** 25/300/150**PG**

Table below shows a complete list of W1 and W2 combinations.

W1	W2	W1	W2	W1	W2	W1	W2
50	75	100	450	300	75	600	450
50	100	100	600	300	100	600	750
50	150	100	750	300	150	600	900
50	225	100	900	300	225	750	50
50	300	150	50	300	450	750	75
50	450	150	75	300	600	750	100
50	600	150	100	300	750	750	150
50	750	150	225	300	900	750	225
50	900	150	300	450	50	750	300
75	50	150	450	450	75	750	450
75	100	150	600	450	100	750	600
75	150	150	750	450	150	750	900
75	225	150	900	450	225	900	50
75	300	225	50	450	300	900	75
75	450	225	75	450	600	900	100
75	600	225	100	450	750	900	150
75	750	225	150	450	900	900	225
75	900	225	300	600	50	900	300
100	50	225	450	600	75	900	450
100	75	225	600	600	100	900	600
100	150	225	750	600	150	900	750
100	225	225	900	600	225		
100	300	300	50	600	300		



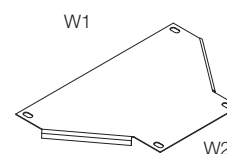
*NB. Closed cover not available for 12mm and 18mm deep cable tray.

Cover - reducer

Finish: pre galvanised = PG, post galvanised = HDG, stainless steel grade 316 = SS

Standard closed covers = CC, ventilated cover = CV

Includes 4 fixing clamps and fasteners



Width mm		Light duty	Medium duty	Heavy duty
W1	W2			
75	50	CTSRCV12/0075/0050PG	CTSRCC25/0075/0050PG	N/A
100	50	CTSRCV12/0100/0050PG	CTSRCC25/0100/0050PG	N/A
150	50	CTSRCV12/0150/0050PG	CTSRCC25/0150/0050PG	N/A
225	50	CTSRCV12/0225/0050PG	CTSRCC25/0225/0050PG	N/A
300	50	N/A	CTSRCC25/0300/0050PG	N/A
450	50	N/A	CTSRCC25/0450/0050PG	N/A
600	50	N/A	CTSRCC25/0600/0050PG	N/A
750	50	N/A	N/A	N/A
900	50	N/A	N/A	N/A
100	75	CTSRCV12/0100/0075PG	CTSRCC25/0100/0075PG	CTSRCC50/0100/0075PG
150	75	CTSRCV12/0150/0075PG	CTSRCC25/0150/0075PG	CTSRCC50/0150/0075PG
225	75	CTSRCV12/0225/0075PG	CTSRCC25/0225/0075PG	CTSRCC50/0225/0075PG
300	75	CTSRCV18/0300/0075PG	CTSRCC25/0300/0075PG	CTSRCC50/0300/0075PG
450	75	N/A	CTSRCC25/0450/0075PG	CTSRCC50/0450/0075PG
600	75	N/A	CTSRCC25/0600/0075PG	CTSRCC50/0600/0075PG
750	75	N/A	N/A	CTSRCC50/0750/0075PG
900	75	N/A	N/A	CTSRCC50/0900/0075PG
150	100	CTSRCV12/0150/0100PG	CTSRCC25/0150/0100PG	CTSRCC50/0150/0100PG
225	100	CTSRCV12/0225/0100PG	CTSRCC25/0225/0100PG	CTSRCC50/0225/0100PG
300	100	CTSRCV18/0300/0100PG	CTSRCC25/0300/0100PG	CTSRCC50/0300/0100PG
450	100	N/A	CTSRCC25/0450/0100PG	CTSRCC50/0450/0100PG
600	100	N/A	CTSRCC25/0600/0100PG	CTSRCC50/0600/0100PG
750	100	N/A	N/A	CTSRCC50/0750/0100PG
900	100	N/A	N/A	CTSRCC50/0900/0100PG
225	150	CTSRCV12/0225/0150PG	CTSRCC25/0225/0150PG	CTSRCC50/0225/0150PG
300	150	CTSRCV18/0300/0150PG	CTSRCC25/0300/0150PG	CTSRCC50/0300/0150PG
450	150	N/A	CTSRCC25/0450/0150PG	CTSRCC50/0450/0150PG
600	150	N/A	CTSRCC25/0600/0150PG	CTSRCC50/0600/0150PG
750	150	N/A	N/A	CTSRCC50/0750/0150PG
900	150	N/A	N/A	CTSRCC50/0900/0150PG
300	225	CTSRCV18/0300/0225PG	CTSRCC25/0300/0225PG	CTSRCC50/0300/0225PG
450	225	N/A	CTSRCC25/0450/0225PG	CTSRCC50/0450/0225PG
600	225	N/A	CTSRCC25/0600/0225PG	CTSRCC50/0600/0225PG
750	225	N/A	N/A	CTSRCC50/0750/0225PG
900	225	N/A	N/A	CTSRCC50/0900/0225PG
450	300	N/A	CTSRCC25/0450/0300PG	CTSRCC50/0450/0300PG
600	300	N/A	CTSRCC25/0600/0300PG	CTSRCC50/0600/0300PG
750	300	N/A	N/A	CTSRCC50/0750/0300PG
900	300	N/A	N/A	CTSRCC50/0900/0300PG
600	450	N/A	CTSRCC25/0600/0450PG	CTSRCC50/0600/0450PG
750	450	N/A	N/A	CTSRCC50/0750/0450PG
900	450	N/A	N/A	CTSRCC50/0900/0450PG
750	600	N/A	N/A	CTSRCC50/0750/0600PG
900	600	N/A	N/A	CTSRCC50/0900/0600PG
900	750	N/A	N/A	CTSRCC50/0900/0750PG

*NB. Closed cover not available for 12mm and 18mm deep cable tray.

Cable tray systems

Cover - 90° internal riser

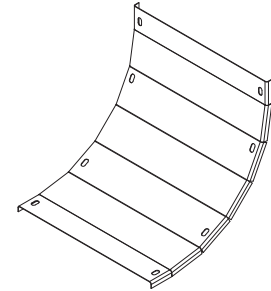
Finish: pre galvanised = **PG**, post galvanised = **HDG**, stainless steel grade 316 = **SS**

Standard closed covers = **CC**, ventilated cover = **CV**

Includes 8 fixing clamps and fasteners

Width mm	Light duty	Medium duty	Heavy duty
50	CTIR12 CV /0050 PG 90	CTIR25 CC /0050 PG 90	N/A
75	CTIR12 CV /0075 PG 90	CTIR25 CC /0075 PG 90	CTIR50 CC /0075 PG 90
100	CTIR12 CV /0100 PG 90	CTIR25 CC /0100 PG 90	CTIR50 CC /0100 PG 90
150	CTIR12 CV /0150 PG 90	CTIR25 CC /0150 PG 90	CTIR50 CC /0150 PG 90
225	CTIR12 CV /0225 PG 90	CTIR25 CC /0225 PG 90	CTIR50 CC /0225 PG 90
300	CTIR18 CV /0300 PG 90	CTIR25 CC /0300 PG 90	CTIR50 CC /0300 PG 90
450	N/A	CTIR25 CC /0450 PG 90	CTIR50 CC /0450 PG 90
600	N/A	CTIR25 CC /0600 PG 90	CTIR50 CC /0600 PG 90
750	N/A	N/A	CTIR50 CC /0750 PG 90
900	N/A	N/A	CTIR50 CC /0900 PG 90

*NB. Closed cover not available for 12mm and 18mm deep cable tray.



Cover - 90° external riser

Finish: pre galvanised = **PG**, post galvanised = **HDG**, stainless steel grade 316 = **SS**

Standard closed covers = **CC**, ventilated cover = **CV**

Includes 8 fixing clamps and fasteners

Width mm	Light duty	Medium duty	Heavy duty
50	CTER12 CV /0050 PG 90	CTER25 CC /0050 PG 90	N/A
75	CTER12 CV /0075 PG 90	CTER25 CC /0075 PG 90	CTER50 CC /0075 PG 90
100	CTER12 CV /0100 PG 90	CTER25 CC /0100 PG 90	CTER50 CC /0100 PG 90
150	CTER12 CV /0150 PG 90	CTER25 CC /0150 PG 90	CTER50 CC /0150 PG 90
225	CTER12 CV /0225 PG 90	CTER25 CC /0225 PG 90	CTER50 CC /0225 PG 90
300	CTER18 CV /0300 PG 90	CTER25 CC /0300 PG 90	CTER50 CC /0300 PG 90
450	N/A	CTER25 CC /0450 PG 90	CTER50 CC /0450 PG 90
600	N/A	CTER25 CC /0600 PG 90	CTER50 CC /0600 PG 90
750	N/A	N/A	CTER50 CC /0750 PG 90
900	N/A	N/A	CTER50 CC /0900 PG 90

*NB. Closed cover not available for 12mm and 18mm deep cable tray.

